

Hunter Quick Check™ System

Two-Minute Inspection Process

**NEW
FEATURES!**



HUNTER
Engineering Company

Quick Check™ inspection process identifies repair

NEW!

Quick Tread™



- ✓ Automatically measures tread depth
- ✓ No time loss

Stopping Check



- ✓ Wheels tested individually
- ✓ Tests brake force at each wheel and overall vehicle deceleration



Hunter's CodeLink tool retrieves important vehicle information and VIN directly from the OBD-II.

Diagnostic Check



- ✓ Retrieves emission system codes
- ✓ Wirelessly transfers important vehicle information to console

Tire Pressure



- ✓ Automatically adjusts air pressure to user-entered OEM spec
- ✓ Records before and after pressures

Handheld Tread



- ✓ Quick and easy
- ✓ Alternative to dri



opportunities in

1.58



HUNTER Engineering Company Welcome to Hunter Engineering Co.
11250 Hunter Drive
Bridgeton, MO 63044
Tel: 314-731-3020
M-F: 8:15 am - 5:00 pm
Sa: Closed
Su: Closed
Alex Nicholas, Service Manager

Complimentary Vehicle Inspection
1/17/14 9:00 AM

KIA 2014 Optima
Odometer: 25,151

Wheel Alignment **FAILED**

- Front Total Toe
- Rear Total Toe
- Front Camber
- Rear Camber

☐ Recommend an All Wheel Alignment for Added Tire Life, Fuel Economy and Safety

Stopping Check **FAILED**

- Front-to-Rear Brake Balance
- Front Axle Left-to-Right
- Rear Axle Left-to-Right

☐ Recommend a Brake Inspection for Thickness Verification

Diagnostic Check **PASSED**

- Check Engine Light - OFF
- 0 Trouble Codes are present

☐ No Additional Service Needed

Tire Tread Depth **PASSED**

Battery Health **PASSED**

State of Health

- Measured: 515 CCA
- Voltage: 12.5 V
- OEM Ref.: 500 CCA

☐ Good Battery

Depth



tire wear check
over tread depth

Wheel Alignment



- ✓ Fast verification of alignment need
- ✓ Boost traffic to most profitable undercar service

Battery Health



- ✓ Tests battery to OEM specs
- ✓ Sends results to console wirelessly in 10 seconds

Wheel Alignment



Hunter's patented alignment check system is the quickest way to measure alignment angles that affect tire life. The test takes less than a minute to produce total toe and camber measurements for both axles. Results are displayed on the customer printout in easy-to-understand, color-coded graphics.



Drive-thru configuration

- ✓ Check every vehicle that enters shop
- ✓ Fastest way to check tire wear angles
- ✓ Doesn't tie up alignment bay
- ✓ Available in several configurations to accommodate shop needs
- ✓ Gain more repair authorizations with clear, informative printouts

STANDARD



Barcode Reader

- ✓ Enter vehicle into system
- ✓ Recall OE specs

Wheel alignment check features proven HawkEye Elite® technology


PATENTED



QuickGrip™ adapters

- ✓ Fast setups
- ✓ Adjusts easily to various wheel sizes
- ✓ No metal-to-metal contact
- ✓ No knob twisting
- ✓ Lightweight
- ✓ Durable
- ✓ Low-maintenance

PATENTED



HawkEye Elite® cameras


- ✓ High-resolution cameras
- ✓ Dedicated camera for each wheel
- ✓ Pinpoint accuracy
- ✓ Compensate sensors and capture measurements with one forward roll

0:58

Choose from several configurations to best fit your shop



*Drive-under configuration**



Mobile, multi-bay configuration

Alignment results your customers will see...



Wheel Alignment
FAILED

☒ Front Total Toe

☒ Front Camber

☒ Rear Camber

☐ Recommend an All Wheel Alignment for Added Tire Life, Fuel Economy and Safety

Did you know?

Approximately 60% of vehicles are out of alignment

An average four-wheel alignment represents \$80 in revenue

Alignment test printout shows pass/fail results for:

- Front and rear total toe
- Front and rear camber
- General alignment condition

Quick Tread™

NEW!

0:06



Quick Tread™ — Hunter's drive over tread depth unit — automatically measures the tread depth of each tire without a time loss. The unit detects tread grooves and reports up to six measurements per tire. Tread depth results are sent to the console and graphically shown on the customer printout.

PATENTED



Flush Mount Option Available


The benefits of Hunter's Quick Tread™...

- ✓ Captures accurate tread information on **all** vehicle traffic
- ✓ No technician needed to determine tread depth
- ✓ Much faster than manual inspection
- ✓ Increases accuracy by eliminating guesswork
- ✓ Easy-to-understand printouts help sell tires
- ✓ Driven by Hunter's award-winning WinAlign® software
- ✓ Measurements processed **on-site** in seconds
- ✓ No Internet connection required
- ✓ No recurring monthly charge
- ✓ Stores tread depth records to create customer history for use in your marketing efforts


Quick Tread™ Results

- ✓ Up to 6 readings per tire
- ✓ Displayed on screen
- ✓ Easy-to-understand printout recommends replacement when needed
- ✓ Eliminates trips around the vehicle
- ✓ Eliminates human error and guesswork

Front



Rear



Developing Quality Technology

Featuring Sigmavision's patented tire measurement technology, Hunter's drive over tread depth measurement system is the industry's fastest and most accurate. See Sigmavision's U.S. Patent No. 8625105 to learn more.



Tread depth results your customers will see...



Did you know?

Measurements taken by various operators using a manual tread depth gauge can vary $\pm 3/32$ or more.




Tire Tread Depth

FAILED

Front



Rear



Quick Tread™ printout shows:


- 3D model of customer's tread
- Tread depth measurements
- General condition of tires
- Easy-to-understand pass/fail results
- Customizable coupon

Handheld Tread Depth

0:34



In about 30 seconds, Hunter's patented tread depth gauge provides a quick and easy assessment of tire conditions. Handheld tread depth can be used as an alternate to drive over tread depth when space or economy are constraints.



- ✓ Choose a 1- or 3-point reading per tire
- ✓ Wireless communication with console
- ✓ Measurements displayed on screen as collected
- ✓ Easy-to-understand printout displays need for replacement
- ✓ No need to manually interpret each reading
- ✓ No need to write down each reading
- ✓ Special condition alternate to drive over tread depth

Tread depth results your customers will see...



Tire Health

FAILED



Left Front
23%



Right Front
14%



Left Rear
23%



Right Rear
14%



Recommend a Tire Replacement
for Safety

Did you know?

Over 20% of vehicles have one or more tires in need of replacement

An average tire replacement represents \$150 in revenue

Tread depth printout shows pass/fail results for:

- Percentage of tread depth remaining
- Graphic showing tread depth measured
- Tire pressure*
- General condition of tires

0:10

Diagnostic Check



Hunter's CodeLink® for Quick Check™ connects directly to a vehicle OBD-II port to retrieve important information concerning emission control components and vehicle identification number (VIN) in approximately 10 seconds.



- ✓ Automatically retrieves VIN
- ✓ Detects check engine light status
- ✓ Retrieves diagnostic trouble codes
- ✓ Checks emission monitor status
- ✓ Allows for entry of mileage and tire pressure specs into the system
- ✓ Wireless communication with console
- ✓ Compatible with all OBD-II vehicles (1996 or newer)

Diagnostic results your customers will see...



Diagnostic Check

FAILED


Check Engine Light - ON



1 Trouble Code is present



Recommend Advanced Diagnostic for Detailed Proposal

Did you know?

Approximately 10% of vehicles have a check engine light on

An average emission system repair represents \$150 in revenue

CodeLink printout shows pass/fail results for:


- Check engine light status
- Legislative trouble codes present
- General diagnostic system review

0:08

Stopping Check



Hunter's brake performance tester provides a real-life evaluation of a vehicle's stopping capability in seconds! The brake tester measures the timing, force and balance of the brake system and presents results on an easy-to-understand printout.



Surface-mount system installs easily on virtually any flat surface*



Flush-mount installation is also available**

The benefits of Hunter's brake performance test...

- ✓ Find more work, obtain more customer authorizations, increase service revenue!
- ✓ Much faster than visual inspection
- ✓ No need to lift the vehicle or remove wheels
- ✓ Measure vehicles using your state's standards or your own customized specifications
- ✓ Accurately measures vehicle as it performs on the road
- ✓ Easy-to-understand printouts help sell service
- ✓ Inflation Station — integrated tire inflation system

*Brake performance tester requires a Quick Check console and a minimum of 25 feet of bay space. A minimum of 27 feet of bay space is required if used with Quick Tread.

**Flush-mount not compatible with Quick Tread.

0:10



Inflation Station integrated tire inflation system

PATENTED



- ✓ Automatically inflate all four tires simultaneously
- ✓ Save time by eliminating repeated manual pressure checks
- ✓ Integrated inflation hoses located at each wheel position
- ✓ Corrected tire pressures recorded on customer's printout

Brake test results your customers will see...



Stopping Check

FAILED



Front-to-Rear
Brake Balance



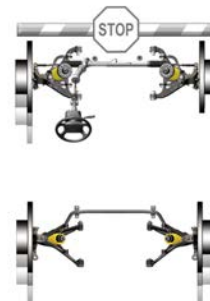
Front Axle
Left-to-Right



Rear Axle
Left-to-Right



Recommend a Brake Inspection
for Thickness Verification



Did you know?

Approximately 12% of vehicles tested will show braking failure at one or more wheels

An average four-wheel brake service represents \$250 in revenue

Brake test printout shows pass/fail results for:

- Front-to-rear brake balance
- Side-to-side brake balance on front and rear axles
- Overall brake system performance

Battery Health



Hunter's battery health test measures a battery's ability to carry electric current in about 20 seconds! The battery test uses patented technology from Midtronics, the industry leader in battery management, to give a quick, accurate evaluation of battery performance.



Hunter's battery test tool transmits results to the console wirelessly to be displayed on the customer printout

The benefits of Hunter's battery health test...

- ✓ Simple operation — just clip to the battery
- ✓ Results automatically sent to the console
- ✓ Battery evaluation based on comparison to OEM spec database
- ✓ Tester always connects under the hood, including vehicles with batteries in remote locations
- ✓ Uses low-current test signal to prevent possible damage to sensitive electronic components
- ✓ Involves the least intrusive method of testing — no need to open battery
- ✓ Easy-to-read printout alerts your customer of potential battery failure

0:20

About Midtronics



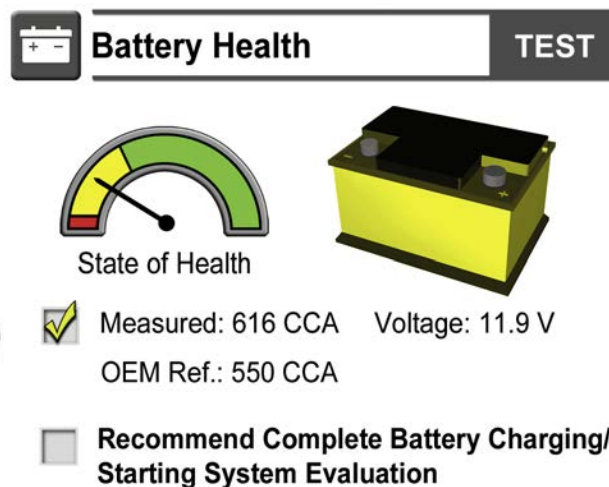
Advancing Battery Management

Midtronics is a worldwide leader and provider of vehicle battery testing and management products and services. Founded in 1984, Midtronics remains singularly focused on battery management innovation. The company continues advancing the standard in its industry, supplying customers with custom battery management solutions that meet evolving needs, including those related to hybrid, electric and other new vehicle systems.



Midtronics battery testing technology integrates seamlessly with Hunter's Quick Check™ system to measure, record and display battery test results

Battery test results your customers will see...



Did you know?

Over 10% of vehicles have a battery-related issue

An average battery replacement represents \$110 in revenue

Battery test printout shows pass/fail results for:

- Measured cold-cranking amps (CCA)
- OEM cold-cranking amps
- Voltage
- General battery performance

Customer Printouts

Simplified results for easy communication



Communicate with your customer using:

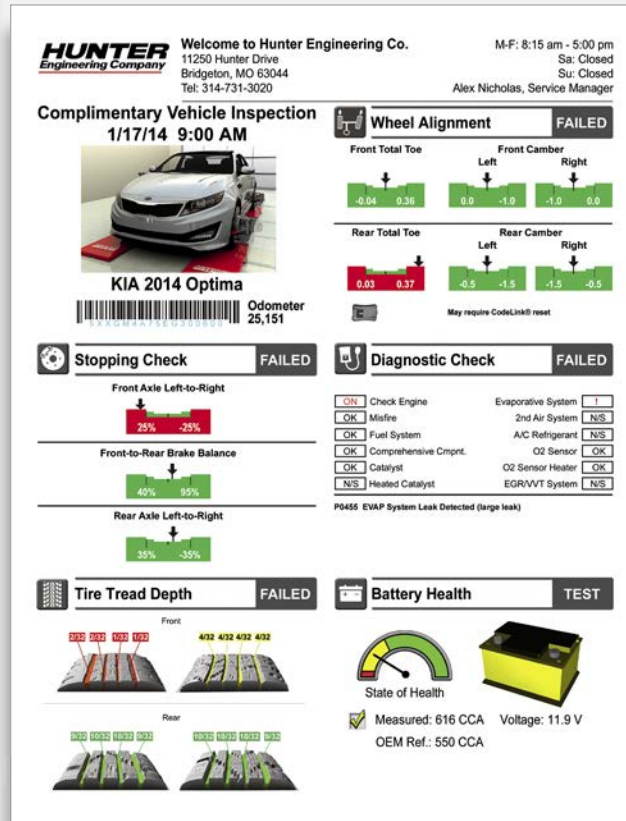
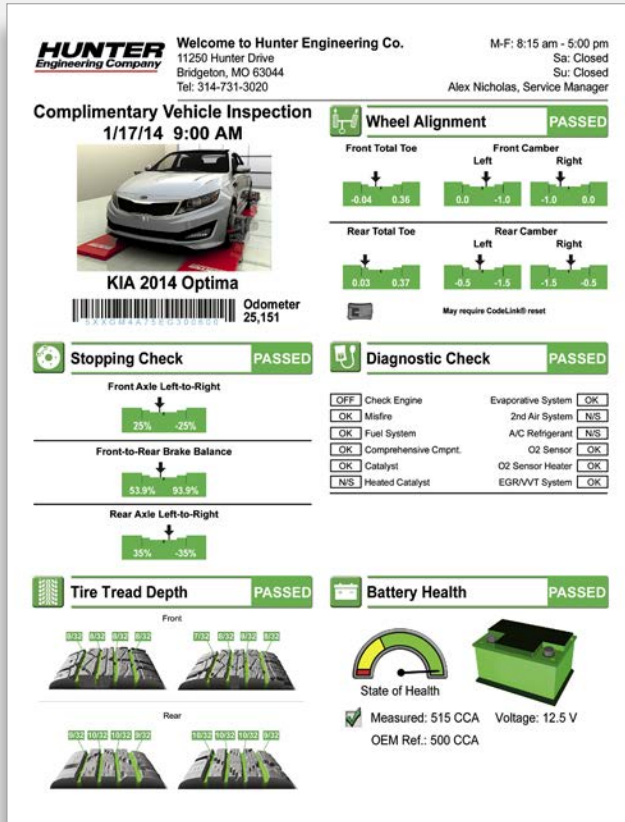
- ✓ Easy to understand graphics
- ✓ Segmented results
- ✓ Photo of customer's vehicle*
- ✓ Itemized inspection detail
- ✓ Results-based suggestions



*Requires webcam, sold separately.

Technician Printouts

Comprehensive results to assist repairs



Details that matter to a tech:

- ✓ Measurement details
- ✓ Alignment adjustment icons
- ✓ Legislative codes and descriptions
- ✓ Brake balance
- ✓ Need for electronic steering system reset
- ✓ Before tire pressure measurements
- ✓ Detailed tread depth measurements



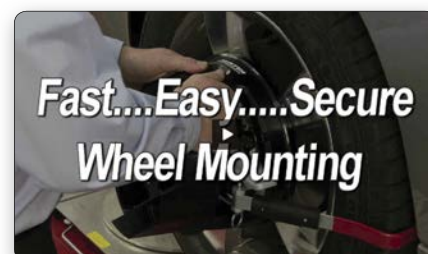
HunterNet™ tools for service writers

HunterNet™ (HunterNetwork.com) provides front-shop personnel with quick, convenient access to a vast collection of vehicle-specific undercar information to help explain and sell service.

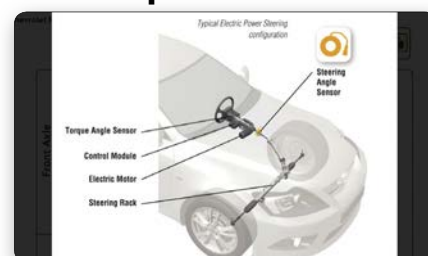
- ✔ Eliminate confusing technical conversations with easy-to-understand videos, animations and images
- ✔ Help your customers make informed decisions
- ✔ Drive repair authorizations to a new level
- ✔ Supplement other counter merchandising tools
- ✔ Make more informed pricing estimates
- ✔ Simplify training of service writers



Informational Videos



Vehicle Specific Data




Adjustment Demos



Point & Click Inspection



Tools and Kits



...and much more!

Tools for shop managers

Using work management tools, shop managers can track Quick Check® statistics and generate reports.

- ✓ Breakdown “repair opportunities found” vs. “repair orders generated” by the week, month, year or lifetime
- ✓ Analyze Quick Check results and failure rates for specific test types
- ✓ Remote access of data available with an Internet connection using HunterNet™



Welcome to World Automotive Services
12345 Smith Avenue
City, State 67890
Tel: 800-555-5555

M-F: 8:15 am - 5:00 pm
Sa: Closed
Su: Closed

Hunter Quick Check™ Details Report 3/3/2014 - 3/28/2014

Vehicle			68 % Alignment			57 %		
Total Vehicle Count			672			Total Alignment Checks		
Vehicle Opportunity			457			Alignment Opportunities		
Failed 1 Test	331	49 %	Failed Front Axle			211	31 %	
Failed 2 Tests	106	16 %	Failed Front Camber			100	15 %	
Failed 3 Tests	18	3 %	Failed Front Total Toe			149	22 %	
Failed 4 Tests	2	0 %	Failed Rear Axle			288	43 %	
VIN Captured	648	96 %	Failed Rear Camber			230	34 %	
Mileage Captured	667	99 %	Failed Rear Total Toe			190	28 %	
Brake			13 % Battery			19 %		
Total Brake Checks			597			Total Battery Checks		
Brake Opportunity			78			Battery Opportunity		
Failed Front-to-Rear Balance	35	6 %	Needs Investigation			94	19 %	
Failed Front Left-to-Right Balance	24	4 %	Marginal State of Health			102	20 %	
Failed Rear Left-to-Right Balance	30	5 %	Bad Cell			0	0 %	
			Good			405	81 %	
Tire			11 %			4 %		
Total Tires(Units) Checked			607			Total Tires(Units) Checked		
Tire(Units) Opportunities			64			Tire(Units) Opportunities		
Tire(Units) Failed	60	10 %	60			Tire(Units) Failed		
Tire(Units) Tread Warning			Tire(Units) Tread Warning			120	4 %	
Tire (Units) Tread Depth:			Tire (Units) Tread Depth:			323	12 %	
EGR/VVT System	6	1 %	1 %	21	0/32"	6/32"	323	12 %
Catalyst	14	2 %	2 %	51	1/32"	7/32"	362	14 %
Heated Catalyst	0	0 %	3 %	91	2/32"	8/32"	369	14 %
2nd Air System	0	0 %	6 %	158	3/32"	9/32"	343	13 %
O2 Sensor	11	2 %	9 %	240	4/32"	10/32"	310	12 %
O2 Sensor Heater	6	1 %	10 %	257	5/32"	11/32"	131	5 %



Access data from
anywhere with
HunterNet™ and an
Internet connection



Return on investment

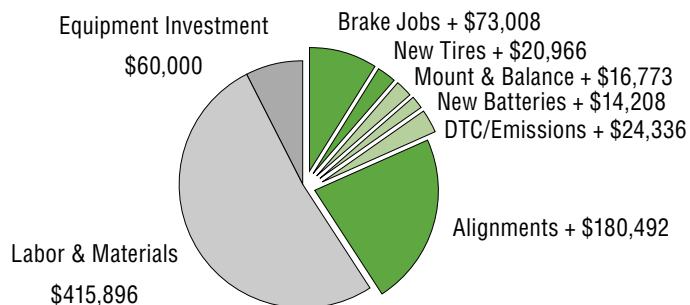
HUNTER
Engineering Company

Sample Payback Analysis

Vehicles per day = **50**

	Current Daily Units		Shop Charge		Daily Revenue		Profit Rate ¹		Daily Profit	Est. Failure Rate ²	Additional Daily Unit Opportunity	Actual Accepted Units
Brake Jobs	2	x	\$250	=	\$500	x	52%	=	\$260	13%	+5	+2
New Tires	12	x	\$120	=	\$1,440	x	10%	=	\$144	13%	+14	+6
Mount & Balance	12	x	\$15	=	\$180	x	64%	=	\$115	13%	+14	+6
New Batteries	2	x	\$115	=	\$230	x	33%	=	\$75	10%	+3	+1
DTC/Emissions	2	x	\$130	=	\$260	x	50%	=	\$130	10%	+3	+1
Wheel Alignments	5	x	\$89	=	\$445	x	65%	=	\$289	60%	+25	+10
					\$3,055				\$1,013			
Equipment Investment	\$60,000								Your Customer's Acceptance Rate (avg) 40%			

First Year Additional Profit Summary



	Acceptance Rate at 40%	Additional Profit
Brake Jobs	+562	+\$73,008
New Tires	+1,747	+\$20,966
Mount & Balance	+1,747	+\$16,773
New Batteries	+374	+\$14,208
DTC/Emissions	+374	+\$24,336
Wheel Alignments	+3,120	+\$180,492
Total		\$329,784
1st year profit (Less Investment):		\$269,784
10 year profit:		\$3,237,840

Alternative Payback at Different Acceptance Rates

Acceptance Rate	30%	35%	40%	45%	50%
Pay Back	2.9 months	2.5 months	2.2 months	1.9 months	1.7 months
1st Year Profit	\$187,338	\$228,561	\$269,784	\$311,007	\$352,230
10 Year Profit	\$2,413,380	\$2,825,610	\$3,237,840	\$3,650,070	\$4,062,300

¹Default profit rate based on Modern Tire Dealer automotive service survey, 2012.

²Default failure rates based on Hunter estimates.

Custom Quick Check™ system console option

The most compact console option fits virtually anywhere to seamlessly blend into your existing shop layout.



Stored within service writer's desk.*



Integrated into customized cabinetry.* †




Quick Check console insert shown installed in Shure wall-mount cabinet (791595).*

Configurations for every shop*



Sample system

Drive under Quick Check with brake tester and Quick Tread




Drive through Quick Check with Quick Tread



Cabinet mount Quick Check

Please see your Hunter Sales Representative for details

** Hunter Quick Check console with WinAlign 14.3 (or greater) required.*



0815LAP5M1.12



Be sure to check out other Hunter literature for more quality products from Hunter Engineering.



HUNTER
Engineering Company
www.hunter.com